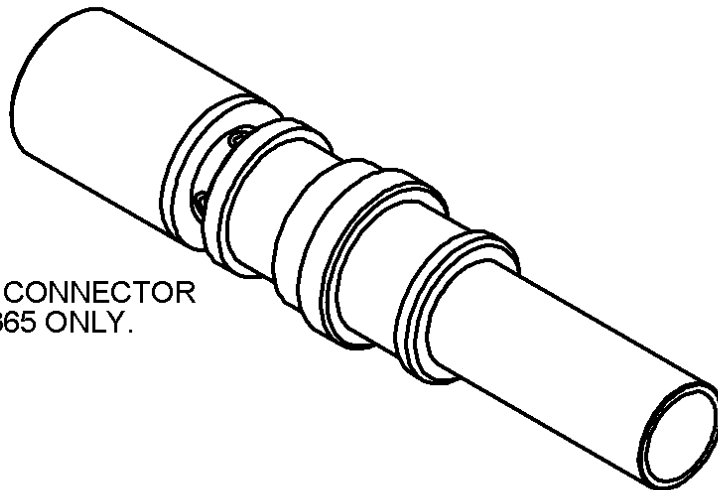
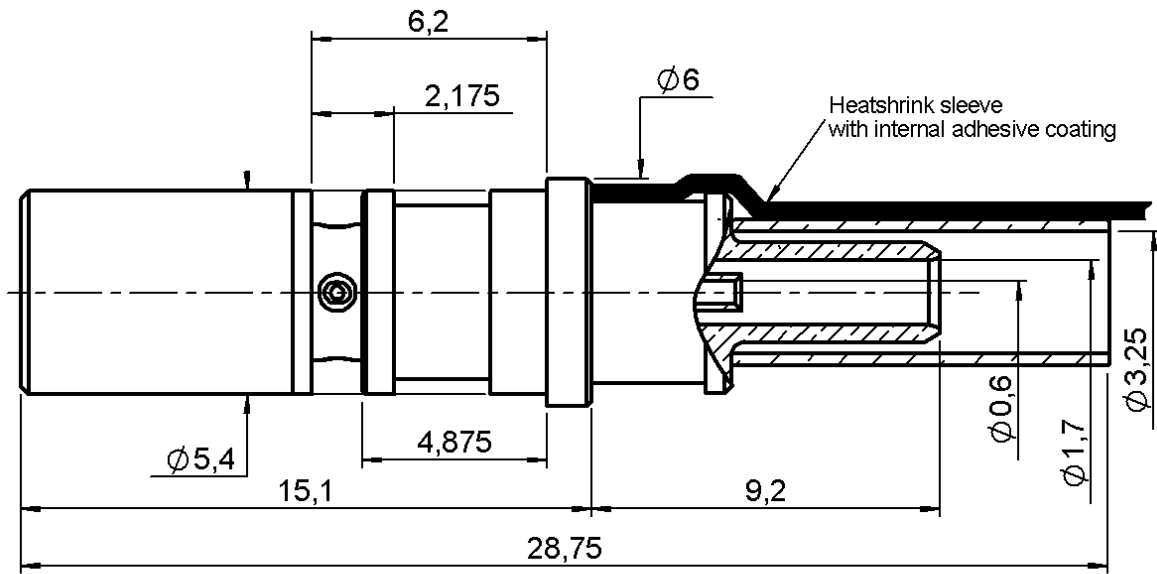


WATERPROOF STRAIGHT FEMALE PLUG CRIMP

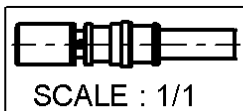
R114.082.365

CABLE 2.6/50S

Series : **SMB**
CARLOCK



IP67 WITH THE CONNECTOR
R114.242.365 ONLY.



All dimensions are in mm.



COMPONENTS	MATERIALS	PLATINGS (μm)
BODY	BRONZE	NICKEL 2
CENTER CONTACT	BRONZE	GOLD 0.8 OVER NICKEL 2
OUTER CONTACT	-	-
INSULATOR	PTFE	-
GASKET	PTFE	-
OTHERS PARTS	BRASS	NICKEL 2
-	-	-
-	-	-

Issue : 0646 B

In the effort to improve our products, we reserve the right to make changes judged to be necessary.



WATERPROOF STRAIGHT FEMALE PLUG CRIMP

R114.082.365

CABLE 2.6/50S

Series : **SMB
CARLOCK**

PACKAGING

Standard	Unit	Other
100 0	'W' option	Contact us

SPECIFICATION

QS9000

ELECTRICAL CHARACTERISTICS

Impedance	50	Ω
Frequency	0-4	GHz
VSWR	1.05 + 0,0500	x F(GHz) Maxi
Insertion loss	0.25	\sqrt{F} (GHz) dB Maxi
RF leakage	- (TBD)	- F(GHz) dB Maxi
Voltage rating	335	Veff Maxi
Dielectric withstanding voltage	1000	Veff mini
Insulation resistance	1000	M Ω mini

CABLE ASSEMBLY

Stripping	a	b	c	d	e	f
mm	2,40	5,50	13,0	0,00	10,6	0,00

Assembly instruction :

Recommended cable(s)
RG 174

Characteristics indicated on this data sheet are those that can be achieved with the highest performance cable. Intrinsic limitations of the cable may diminish the performance of the assembly

Cable retention

- pull off	65	N mini
- torque	NA	N.cm

MECHANICAL CHARACTERISTICS

Center contact retention		
Axial force – Mating end	10	N mini
Axial force – Opposite end	10	N mini
Torque	NA	N.cm mini

Recommended torque		
Mating	NA	N.cm
Panel nut	NA	N.cm
Clamp nut	NA	N.cm
A/F clamp nut	0,0000	mm

Mating life	10	Cycles mini
Weight	2,6700	g

TOOLING

Part Number	Description	Hexagon
.	.	.
R282.271.000	CRIMPING TOOL	3.25 - Square 0.72

OTHERS CHARACTERISTICS

THIS COAX CAN BE USED WITH
FAKRA2 PLUG HOUSING R197.112._90
(replace the _ by the coding letter)

ENVIRONMENTAL

Operating temperature	-40/+85	$^{\circ}$ C
Hermetic seal	NA	Atm.cm3/s
Panel leakage	NA	

Issue : **0646 B**

In the effort to improve our products, we reserve the right to make changes judged to be necessary.



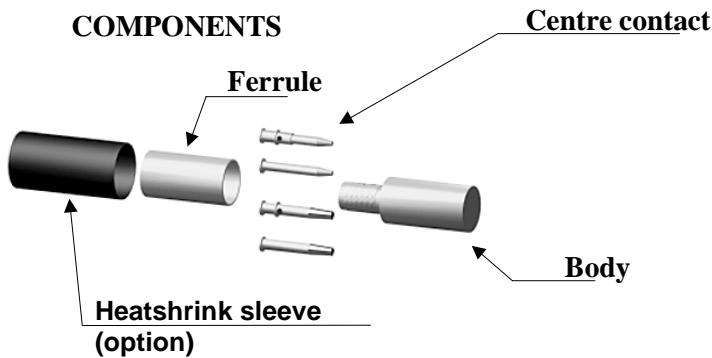
WATERPROOF STRAIGHT FEMALE PLUG CRIMP

R114.082.365

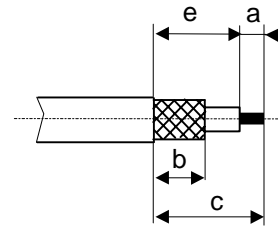
CABLE 2.6/50S

Series : **SMB**
CARLOCK

COMPONENTS




STRIPPING DIMENSIONS




1

Slide the heatshrink sleeve onto the cable .
Slide the ferrule onto the cable.
Strip the cable.




4

Slide the cable into the body until it bottoms against the insulator.




2

Slide the centre contact on until it bottoms against the cable dielectric.
Solder the centre contact.
Clean solder area.




5

Slide the ferrule over the braid.
Crimp the ferrule with crimping tool (see connector TDS).



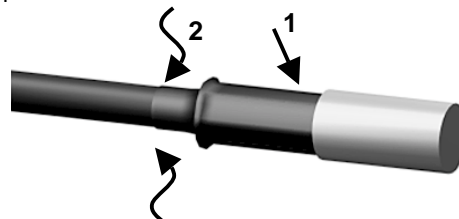
3

Fan the braid.



6

Cut the excess of braid if necessary.
Slide the sleeve over the ferrule and heatshrink it in place



Issue : 0646 B

In the effort to improve our products, we reserve the right to make changes judged to be necessary.

